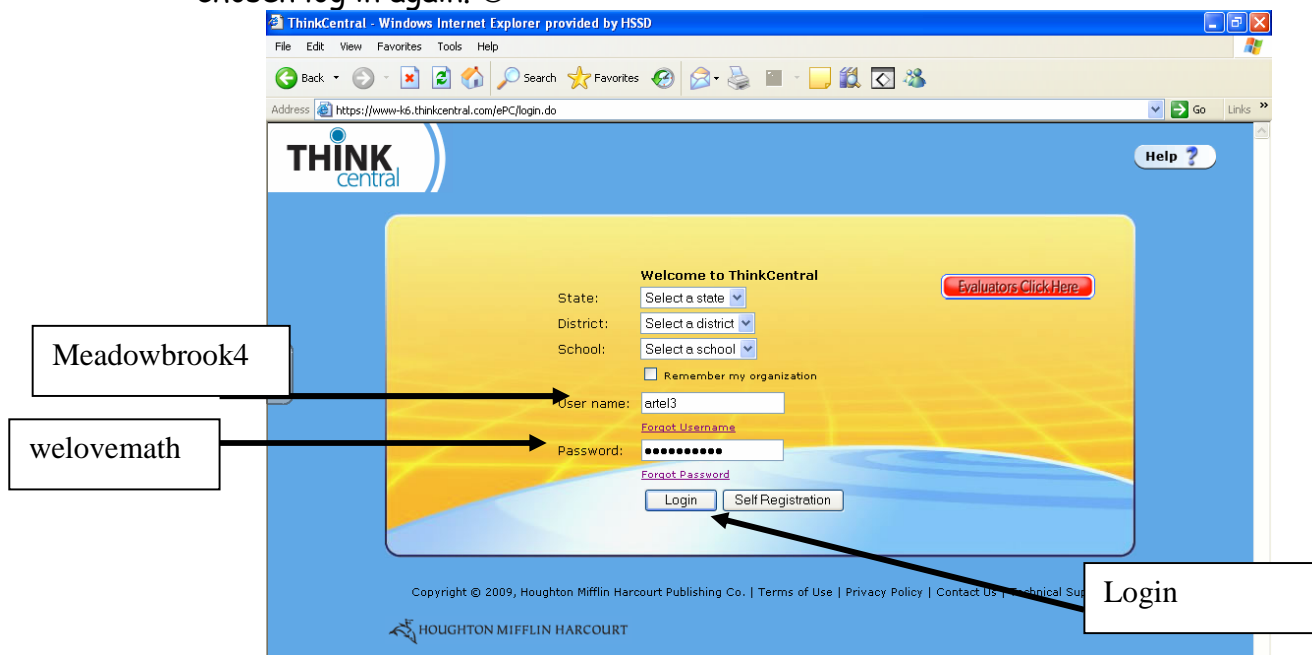


Dear Families,


A new math resource is now available for your use at home. Our class has access to the student math eBook. This is the same textbook they use in to complete work in class. This may help you or your child when completing homework. I will have students start writing the page numbers at the top of the homework page that they worked on in class. Basically, you can log on and see all the pages that are included in the student hard cover math book, the glossary with math definitions, and all the homework and remembering worksheets that accompany each lesson. This last feature can be especially helpful if a student forgets his/her worksheet at school; he/she can then locate and print it from the website.

In order to utilize this resource, there are a couple of steps to follow:

1. Log on to the World Wide Web
2. Go to Harcourt's ThinkCentral website:  
<https://www-k6.thinkcentral.com/>
3. User name: meadowbrook4
4. Password: welovemath
5. Login
6. After you attempt the log in it may tell you there is a problem. Click Okay and then use the drop down arrows to select the state, district and school. It would not let me do that before I tried logging on, but afterwards it did. Once you have those chosen log in again. 😊



7. Click on "Library"



8. Click on HMH Math Expressions eStudent Activity Book G3 link



[HMH Math Expressions eStudent Activity Book G3](#)

9. Click on Volume 1 or Volume 2—depends which book we are currently using



**Volume 1**



**Volume 2**

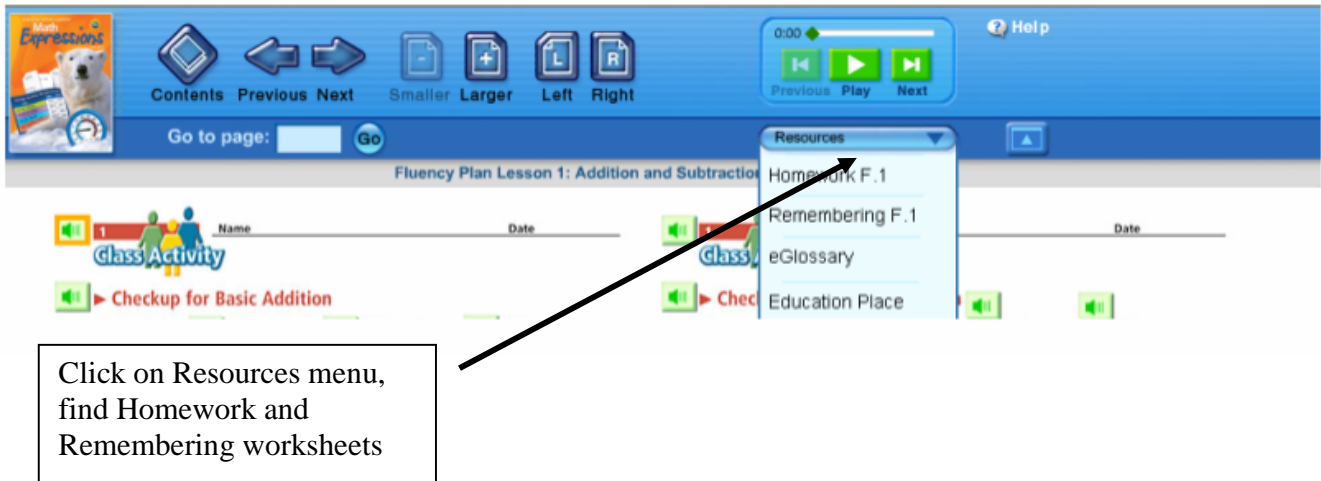
10. Use the arrows to turn the pages or enter the page number you want to skip to.



Turn the  
page

Skip to a  
page

11. Once you are in a particular unit or lesson, you can click on "Resources" and find the Homework and Remembering worksheets as well as the work students completed in class.



The screenshot shows the Math Expressions software interface. At the top, there is a blue navigation bar with icons for Contents, Previous, Next, Smaller, Larger, Left, and Right. A progress bar and a Help icon are also present. Below the navigation bar, the title "Fluency Plan Lesson 1: Addition and Subtraction" is displayed. The main content area shows a "Class Activity" section with a "Name" field and a "Date" field. Below this, there are two "Checkup for Basic Addition" sections. A "Resources" dropdown menu is open, showing options: "Homework F.1", "Remembering F.1", "eGlossary", and "Education Place". An arrow points from a text box to the "Resources" menu.

Click on Resources menu, find Homework and Remembering worksheets

PLEASE NOTE: This program does have an assignment and test scores section. However, since this is a generic login for all families, I will not be using or updating this.